Rauch Möbelwerke GmbH • Wendelin-Rauch-Straße 1 • D-97896 Freudenberg/Main
www.rauchmoebel.de

Montageanleitung | Kundeninformation
Assembly Instructions | Customer information
Notice de montage | Information client

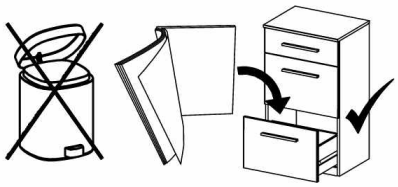



D,CH,AT,LU	Wir übernehmen keine Haftung, Garantie und Gewährleistung für Mängel und Schäden, die aus unsachgemäßer Verwendung, falscher Montage sowie durch Nichtbeachtung von Montage- und Anwendungshinweisen entstanden sind.
GB,US	We accept no liability and give no guarantee for defects, loss or damage that arise from inappropriate or incorrect use, incorrect or faulty assembly, or failure to comply with assembly and use instructions.
FR,BE,NC	Nous déclinons toute responsabilité et toute garantie quant aux défauts et aux dommages, résultant d'une utilisation inadéquate, d'un montage incorrect, ainsi que du non-respect des consignes de montage et d'utilisation.
NL	Wij zijn niet aansprakelijk en verlenen geen garantie voor gebreken en schade die terug te voeren zijn op ondeskundig gebruik, verkeerde montage en het negeren van montage- en toepassingsinstructies.
IT	Non ci assumiamo alcuna responsabilità né diamo garanzia per difetti e danni dovuti a uso non conforme alla destinazione, a un montaggio sbagliato, così come alla non osservanza delle indicazioni di montaggio e di applicazione.
SI	Ne prevzemamo odgovornosti in garancije za napake in škode, nastale zaradi neustrezne uporabe, pomanjkljive montaže ter navodil za montažo in uporabo.
XS,HR,BA	Ne preuzimamo odgovornost i jamstvene obveze za nedostatkei štete nastale nenamjenskom uporabom, manjkavom montažom kao i nepridržavanjem uputa za montažu i korištenje.
HU	Nem vállalunk felelősséget és szavatosságot olyan hibákért és károkért, amelyek nem megfelelő vagy szakszerűtlen használat, nem megfelelő vagy hibás szerelés, valamint a alkalmazási útmutatások figyelmen kívül hagyása miatt keletke
BG	Не поемаме отговорност за дефекти и повреди, които са възникнали възникнали поради неподходящо или некомпетентно използване, грешен или неправилен монтаж, както и поради неспазване на указанията за монтаж и
CZ,SK	Za vady nebo škody vzniklé v důsledku nevhodného nebo neodborného použití, nesprávné nebo chybné montáže a nedodržení pokynů k montáži a použití nepřebíráme žádné ručení/záruku a neposkytujeme žádné záruční plnění.
SE	Vi övertar inget ansvar och garantianspråk för fel och skador som har uppstått genom felaktig användning, felaktig montering, samt genom att monterings- och användaranvisningar inte beaktas.
RO	Nu ne asumăm nicio răspundere pentru lipsurile și deteriorările care sunt cauzate de utilizarea neconformă, montajul defectuos, precum și din cauza nerespectării indicațiilor de montaj și de utilizare.
ES	No se asume ninguna responsabilidad o garantía por los defectos defectos y daños provocados por un uso inadecuado, por un montaje deficiente o por el incumplimiento de las instrucciones de montaje y aplicación.



Materialnummer

A970B.636Z

Montageanleitungen

M2603

MZ044

MZ249

Kundeninformation | Customer Information

rauch
LEBEN RAUM GEBEN

100% made in Germany

nachhaltig gefertigt

BLAUER ENGEL DAS UMWELTZEICHEN www.blauer-engel.de/uz38

RAL GÜTEZEICHEN M MÖBEL PRODUKT QUALITÄT

Informationen zu Garantie-Bedingungen: www.rauchmoebel.de/garantie-infos

Information on the warranty conditions
Informations concernant la garantie
Informatie over de garantie
Informationi sulla garanzia
Informacije o garancije
Informacije o jamstvu
Find garancia feltételeit

Информация за гаранционните условия
Informace ohledně záruky
Informações sobre as condições de garantia
Informaţii privind garanţia
Información sobre la garantía

D CH AT LI LU	**Kleinteile und Verpackungsfolien von Kindern fernhalten!**
GB US	Keep small parts and plastic film out of the reach of children!
FR BE NC	Tenir les petites pièces et les films plastiques hors de la portées des enfants!
NL	Houd de kleine onderdelen en de plastic folie uit de buurt van kinderen!
IT	Tenere i componenti di piccole dimensioni e le pellicole di plastica fuori dalla portata dei bambini!
SI	Majhnih delov in embalažne folije pri montaži pohištva hranite izven dosega otrok!
XS HR BA	Male dijelove i foliju za pakovanje prilikom montaže namještaja držite dalje od djece
HU	Bútorszerelés közben a kis alkatrészek és a csomagoló fóliák gyermekektől távol tartandók!
BG	Дребни детайли и опаковъчни фолия да се държат далеч от деца при монтажа на мебелите!
CZ SK	Při montáži nábytku uchovávejte drobné díly a obalové fólie z dosahu dětí!
PT	Mantenha peças pequenas e películas de embalagem afastadas de crianças!
RO	Ţineţi departe de copii piesele mici şi folia de ambalat la montarea mobilei!
ES	¡Durante el montaje, mantenga alejados de los niños las piezas pequeñas y el material plástico de embalaje!

D CH AT LI LU	**Möbelmontage muss auf ebenem Untergrund erfolgen. Bei Wandmontagen immer geeignetes Befestigungsmaterial verwenden.**
GB US	Furniture must be assembled on a flat surface. For assembly to the wall only use suitable fixing materials.
FR BE NC	Le meuble doit être monté sur une surface plane. Pour le montage mural, utilisez des accessoires de fixation adapté au type de mur.
NL	De meubels dienen ob een vlakke ondergrond te worden gemonteerd. Voor wandmontage moeten geschikte bevestigingsmaterialen worden gebruikt.
IT	Il montage dei mobili deve avvenire su un fondo piano. Per il montaggio si prega di utilizzare solo materiali adatti.
SI	Pohištvo je treba montirati na ravni podlagi. Pri stenski montaži vedno uporabite pritrditveni material.
XS HR BA	Namještaj se mora montirati na ravnoj podlozi. Kod montaže na zid uvijek koristite prikladan materijal za pričvršćivanje.
HU	A bútorszerelést sík felületen kell végezni. Falra szereléshez mindig megfelelő rögzítőanyagot kell használni.
BG	Монтажът на мебелите да се извършва на равна основа. При стенен монтаж винаги да се използва подходящ крепежен материал.
CZ SK	Montáž nábytku provádějte na rovném podkladu. Při montáži na stěnu používejte vždy vhodný připevňovací materiál.
PT	A montagem precisa de ser realizada sobre uma superfície plana. Use sempre material de fixação adequado para montagens em paredes.
RO	Montarea mobilei trebuie să se realizeze pe o pardoseală dreaptă. La montarea la perete utilizaţi întotdeauna material de fixare adecvat.
ES	El montaje debe efectuarse sobre una superficie uniforme. En el montaje mural emplee siempre el material de fijación adecuado.



D CH AT LI LU	**Bitte beachten Sie die Montageanleitung. Halten Sie immer die angegebene Wattzahl ein. Verhindern Sie einen Hitzestau.**
GB US	Please observe the assembly instructions. Do not exceed the max. given wattage. Ensure that the heat is not allowed to build up.
FR BE NC	Veuillez respecter la notice de montage. Respectez impérativement le nombre des watts maximal. Veillez à éviter toute accumulation de chaleur.
NL	Lees a.u.b. de montagehandleiding door. Houd u beslist aan het max. opgegeven wattage. Zorg ervoor dat geen hittestuwing onstaat.
IT	Attenersi alle istruzioni di montaggio. Rispettarsi rigorosamente il numero di watt max. indicato. Assicurarsi che non si verifichi un accumolo di calore.
SI	Upoštevajte navodila za montažo. Vedno upoštevajte navedeno število vatov. Preprečite zastoj vročine.
XS HR BA	Obratite molimo Vas pozor na uputu za montažu. Uvijek se pridržavajte navedenog broja vati. Izbjegavajte zastoj vrućine.
HU	Vegye figyelembe a szerelési útmutatót. Mindig tartsa be a megadott wattszámot. Akadályozza meg a hőtorlódást.
BG	Моля, вземете под внимание ръководството за монтаж. Спазвайте винаги посочените ватове. Избягвайте акумулиране на топлина.
CZ SK	Dodržujte prosím návod k montáži. Vždy dodržujte uvedenou hodnotu výkonu (watt). Zabráníte tak přehřívání.
PT	Por favor observe o manual de montagem. Respeite sempre a energia em watts indicada. Evite uma acumulação de calor.
RO	Respectaţi instrucţiunile de montaj. Respectaţi întotdeauna numărul de waţi impus. Evitaţi acumularea de căldură.
ES	Le rogamos que tenga presente las instrucciones de montaje. Respete siempre el número indicado de vatios. Evite la acumulación de calor.

D CH AT LI LU	**Halten Sie die max. zulässigen Belastungswerte der Möbelteile ein. Details siehe Montageanleitung und https://qrco.de/rauch-belastungstabelle.**
GB US	Comply with the max. permissible loads. For details, please refer to the assembly instructions or find at **qrco.de/rauch-belastungstabelle**.
FR BE NC	Respectez les valeurs de charge max. admissibles des parties de meubles. Pour plus de détails, cf. la notice de montage et **qrco.de/rauch-belastungstabelle**.
NL	Houd de maximaal geoorloofde belastingswaarden van de meubeldelen aan. Voor details verwijzen wij naar de montagehandleiding en **qrco.de/rauch-belastungstabelle**.
IT	Rispettare la portata max. permessa degli elementi del mobile. Per dettagli si vedano le istruzioni di montaggio e si vada al sito **qrco.de/rauch-belastungstabelle**.
SI	Upoštevajte največjo dovoljeno obremenitev delov pohištva. Podrobnosti najdete v navodilih za montažo in na **qrco.de/rauch-belastungstabelle**.
XS HR BA	Pridržavajte se maks. Dozvoljenih vrijednosti opterećenja elemenata namještaja. Detalje vidi u uputi za montažu i pod **qrco.de/rauch-belastungstabelle**.
HU	Tartsa be a bútorelemek max. megengedett terhelési értékeit. A részleteket lásd a szerelési útmutatóban és a **qrco.de/rauch-belastungstabelle**.
BG	Спазвайте макс. допустимите стойности на натоварване на мебелите. За подробности виж ръководството за монтаж и **qrco.de/rauch-belastungstabelle**.
CZ SK	Dodržujte max. přípustné hodnoty zatížení nábytkových dílů. Podrobnosti viz návod k montáži a **qrco.de/rauch-belastungstabelle**.
PT	Respeite os valores de carga máx. permitidos dos componentes dos móveis. Consulte detalhes no manual de montagem e em **qrco.de/rauch-belastungstabelle**.
RO	Respectaţi valorile de solicitare max. admise pentru corpurile de mobilier. Pentru detalii consultaţi instrucţiunile de montaj şi adresa de internet **qrco.de/rauch-belastungstabelle**.
ES	Respete los valores máximos de carga admisibles para las piezas de los muebles. Consulte los detalles en las instrucciones de montaje y en **qrco.de/rauch-belastungstabelle**.

D CH AT LI LU	**Zur Möbelreinigung ein mit Wasser befeuchtetes, fusselfreies Baumwolltuch verwenden. Gereinigte Flächen immer trockenreiben!**
GB US	To clean the furniture only use a water dampened lint-free cotton cloth. Once cleaned, always wipe the surfaces dry.
FR BE NC	Utilisez un chiffon en coton non pelucheux humidifié avec de l'eau pour nettoyer les meubles. Séchez systématiquement les surfaces nettoyées en les frottant !
NL	Gebruik een met water bevochtigde, pluisvrije katoenen doek om de meubels te reinigen. Wrijf gereinigde oppervlakken altijd droog!
IT	Per pulire il mobile utilizzare un panno di cotone inumidito d'acqua e che non perde pelucchi. Asciugare sempre le superfici che si sono pulite!
SI	Za čiščenje pohištva uporabljajte vlažno bombažno krpo, ki ne pušča vlaken. Očiščene površine vedno obrišite do suhega!
XS HR BA	Za čišćenje namještaja koristite sa vodom navlaženu pamučnu krpu koja ne ispušta vlakna. Očišćene površine uvijek obrišite suhom krpom!
HU	Bútortisztításhoz vízzel benedvesített, nem szálazódó pamutkendőt használjon. A megtisztított felületeket mindig törölje szárazra!
BG	За почистване на мебелите използвайте навлажнена с вода, неизпускаща влакна памучна кърпа. Почистените повърхности винаги да се изтриват до сухо!
CZ SK	K čištění nábytku používejte bavlněný hadr neuvolňující vlákna, navlhčený ve vodě. Vyčištěné plochy vždy utřete do sucha!
PT	Para limpar os móveis, use um pano de algodão que não largue pelo, humedecido com água. Seque sempre bem as superfícies limpas com um pano!
RO	Pentru curăţarea mobilei utilizaţi o lavetă din bumbac fără scame umezită cu apă. Suprafeţele curăţate se şterg întotdeauna până se usucă!
ES	Emplee un paño de algodón humedecido con agua y libre de pelusa para la limpieza de los muebles. ¡Seque siempre las superficies que ha limpiado!

D CH AT LI LU
Эту информацию на других языках вы найдете по адресу
GR CY
Αυτές τις πληροφορίες θα τις βρείτε και σε άλλες γλώσσες εδώ
TR
Bu bilgilere diger dillerde buradan ulasabilirssiniz
MK
На други јазици, овие информации можете да ги најдете на
PL
Te informacje sa dostepne w dalszych jezykach na stronie
SE
Dessa information ett annat språk finns på
DK
Disse oplysninger findes pa flere sprog under

www.rauchmoebel.de/gbhw

IT: Etichettatura Ambientale - www.rauchmoebel.de/etichettatura

FR
ÉLÉMENTS D'EMBALLAGE À SÉPARER ET À DÉPOSER DANS LE BAC DE TRI



Bitte melden Sie sich bei Beanstandungen mit folgenden Informationen bei Ihrem Möbelhändler.

If you have any complains, please contact your furniture retailer with the following information.

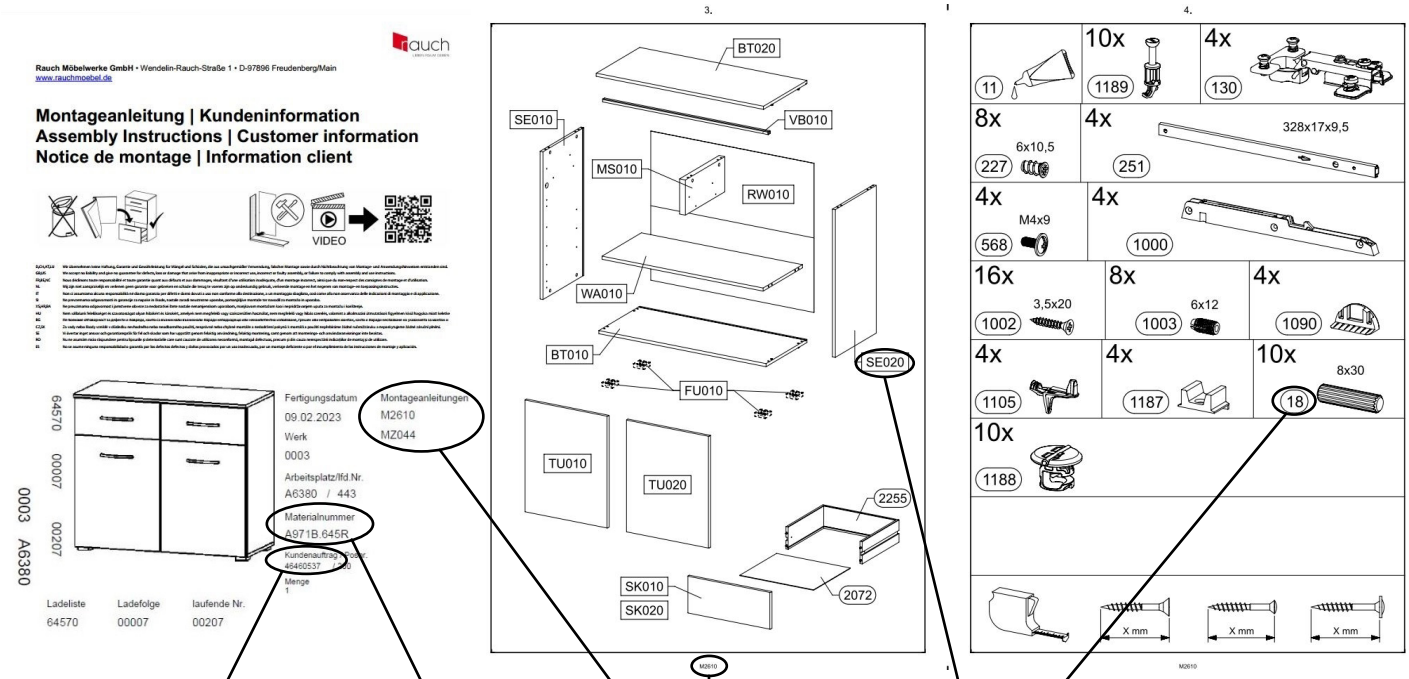

Kundenauftrag Customer order	Materialnummer Material number	Montageanleitung Assembly instruction	Bildnummer Part No.	Anzahl Quantity

! Bitte fügen Sie diesem Formular Fotos bei ! Please provide photos with this form **!**



1.

M2603_02

rauch

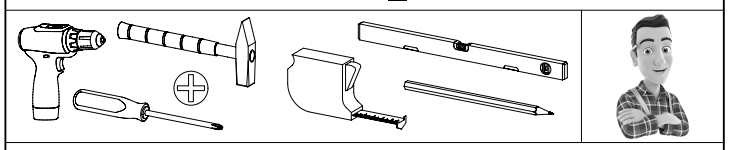

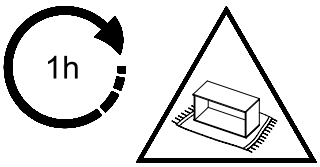

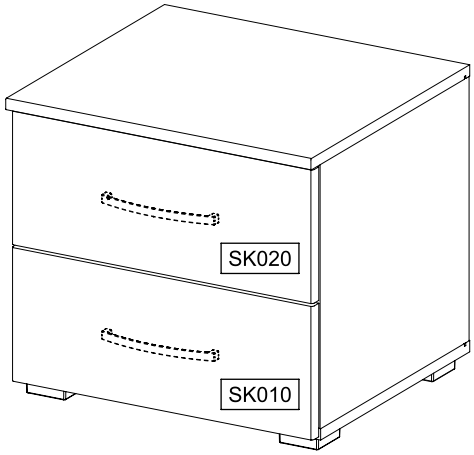

2.

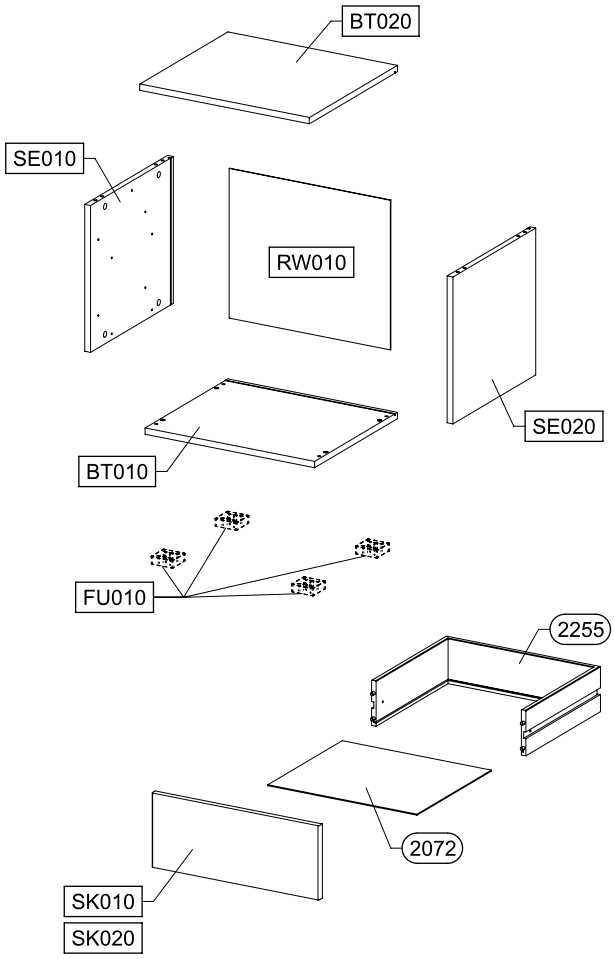

3.

11	8x 8x30 18	8x 6x10,5 227
4x 328x17x9,5 251		
4x M4x9 568	4x 1000	
16x 3,5x20 1002	8x 6x12 1003	2x 45
4x 1187	8x 1188	8x 1189

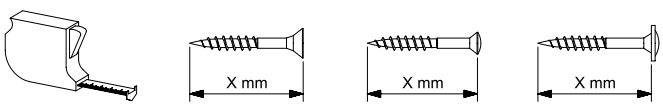

4.

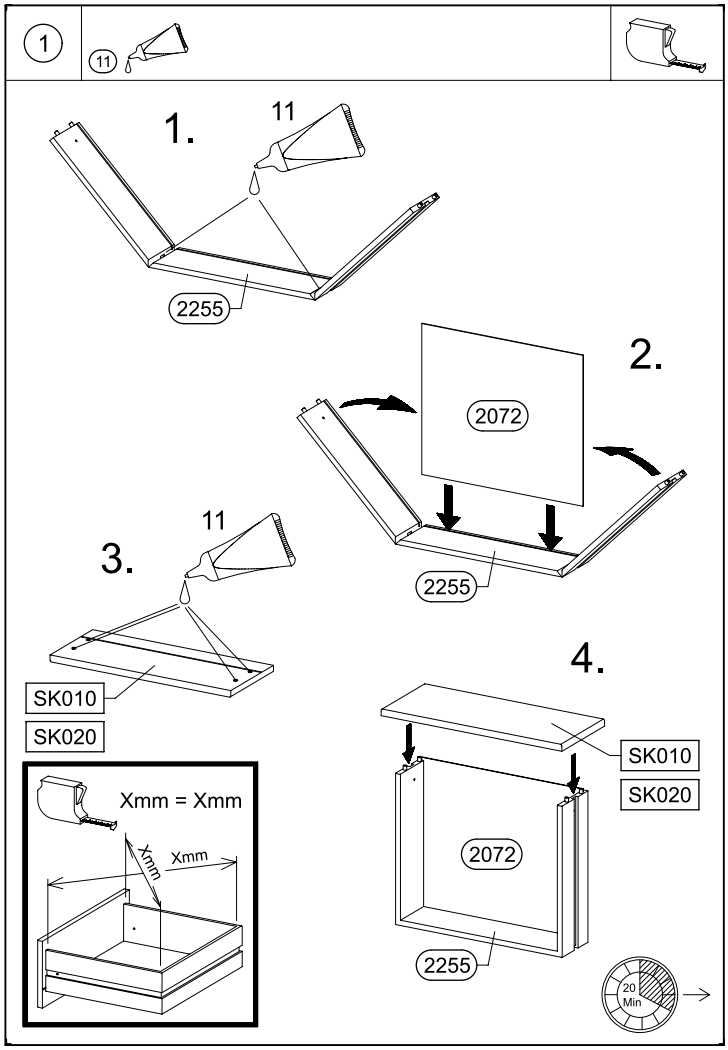

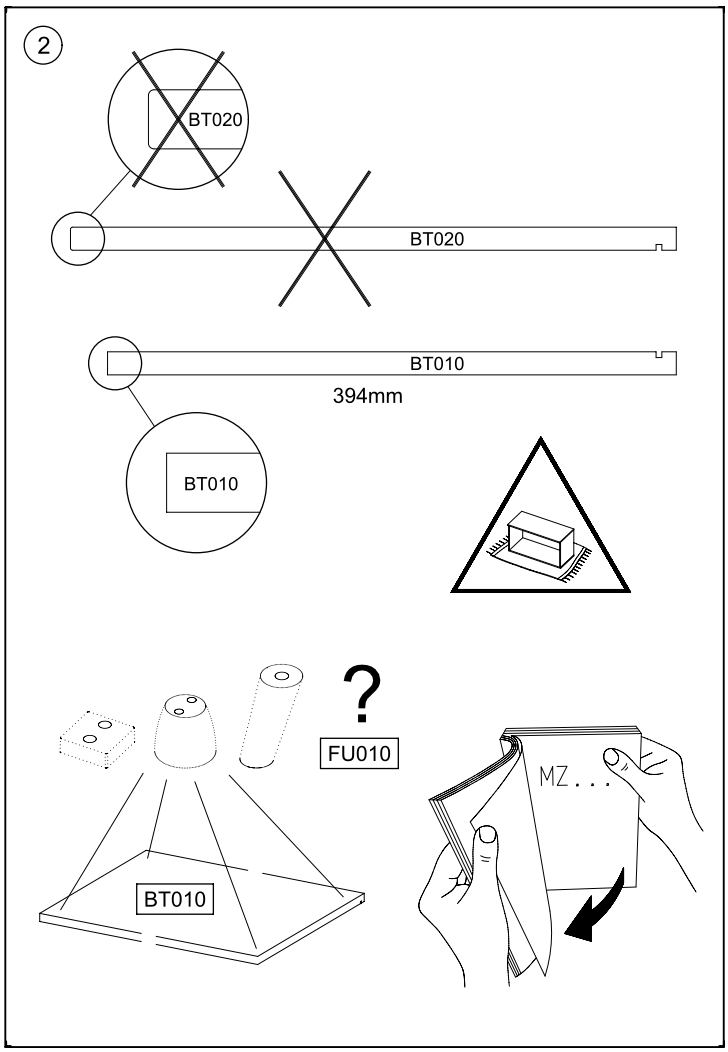
2
BT020
BT020
BT010
394mm
BT010
?
FU010
BT010
MZ...

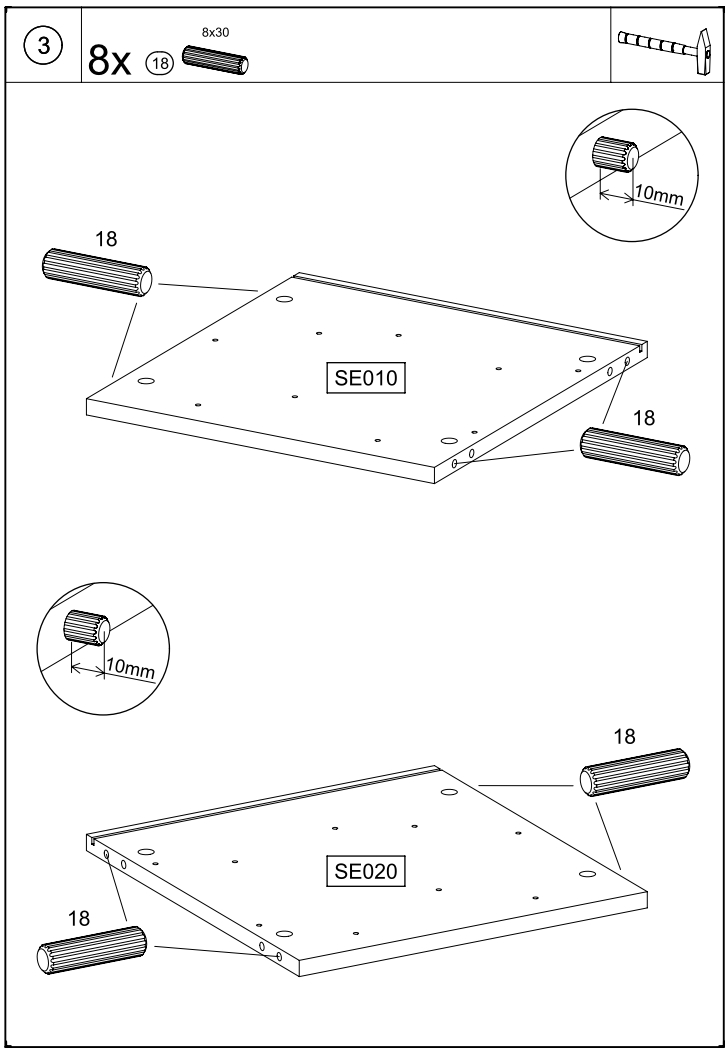
3
8x
18
8x30
10mm
18
SE010
18
10mm
18
SE020
18

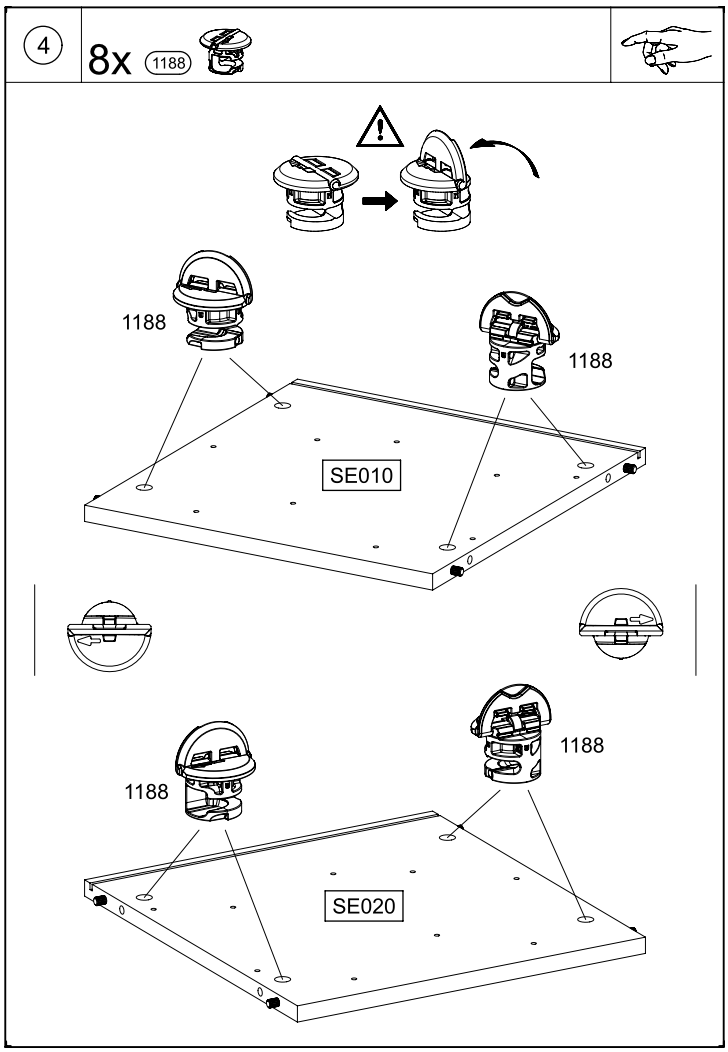
4
8x
1188
1188
1188
SE010
1188
1188
SE020

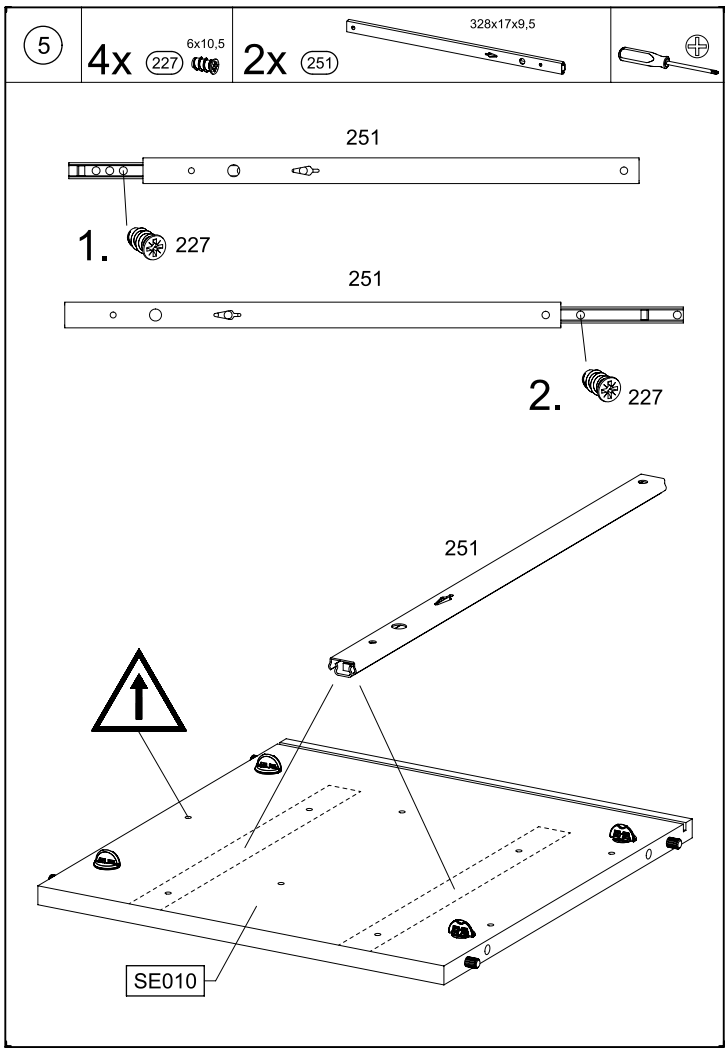
5
4x
227
6x10,5
2x
251
328x17x9,5
251
1.
227
251
2.
227
251
SE010

6 4x 1003 6x12

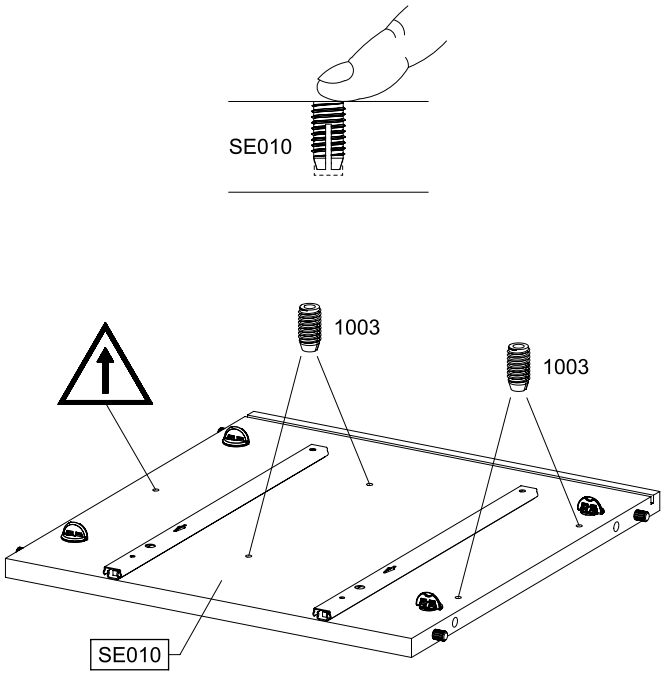

7 2x 1000 6x 1002 3,5x20

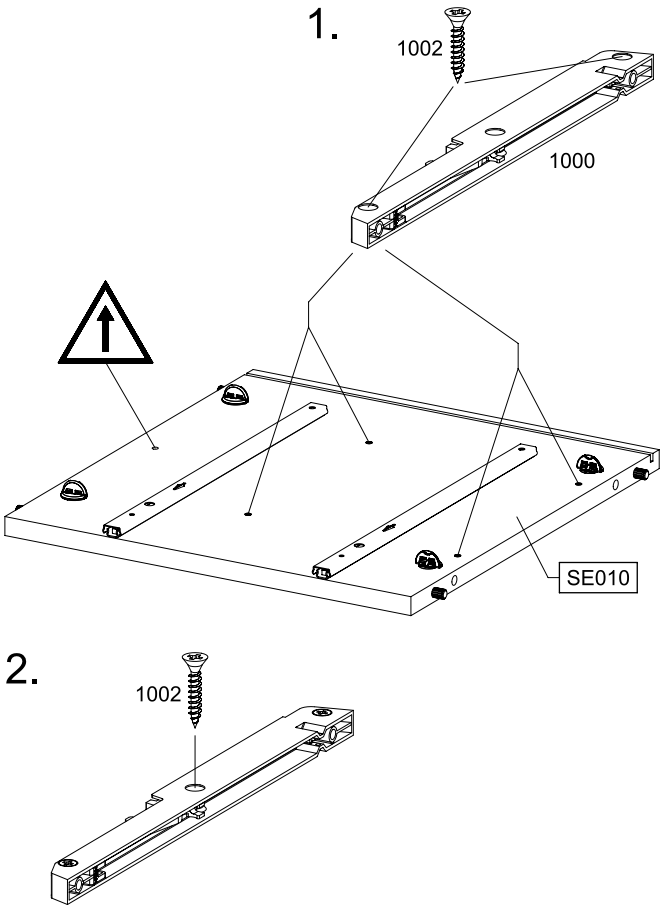

8 4x 227 6x10,5 2x 251 328x17x9,5

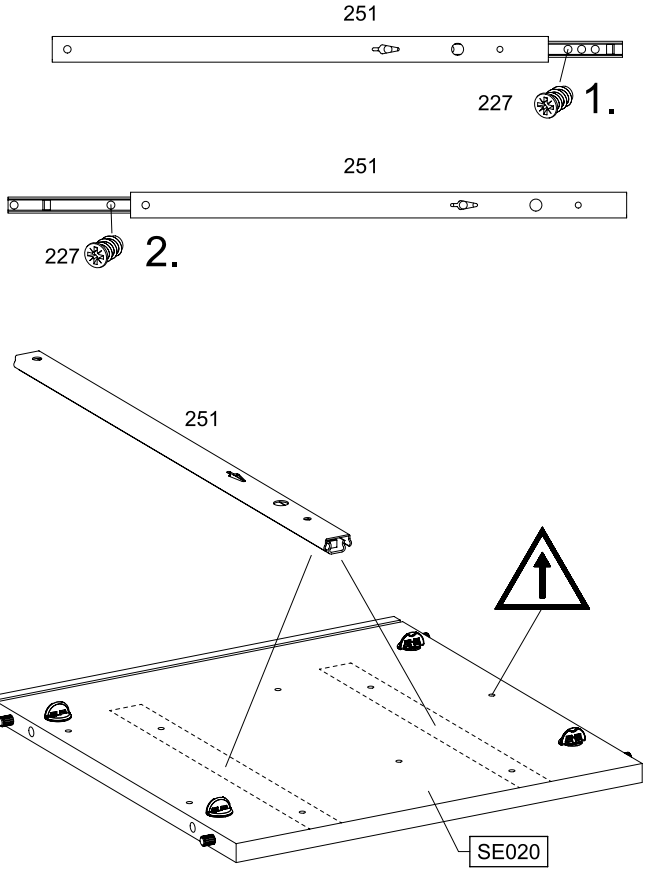

9 4x 1003 6x12

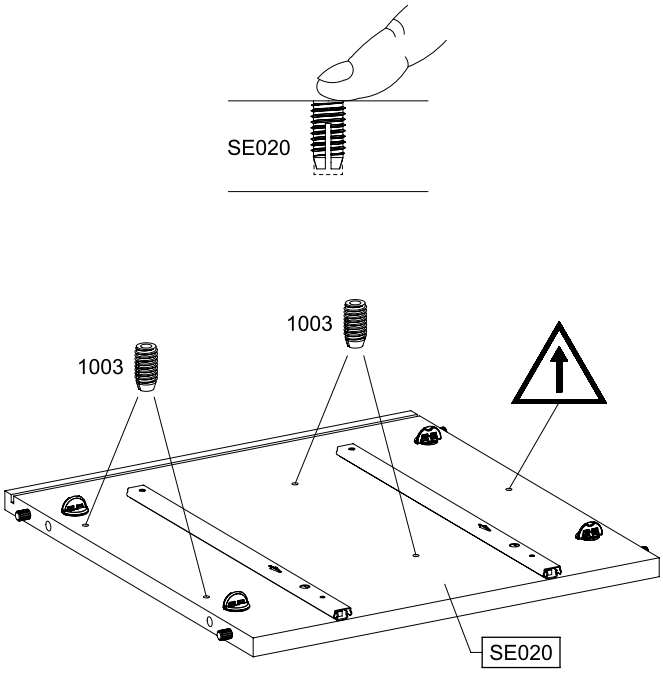

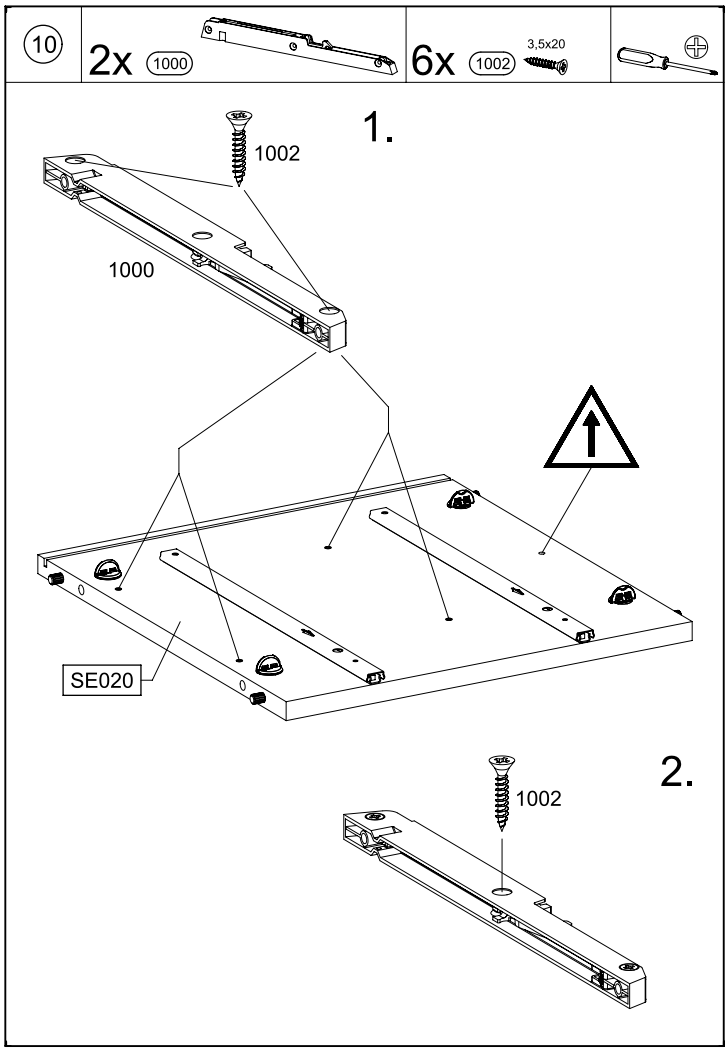
10
2x 1000
6x 1002
3,5x20
1.
1002
1000
SE020
2.
1002

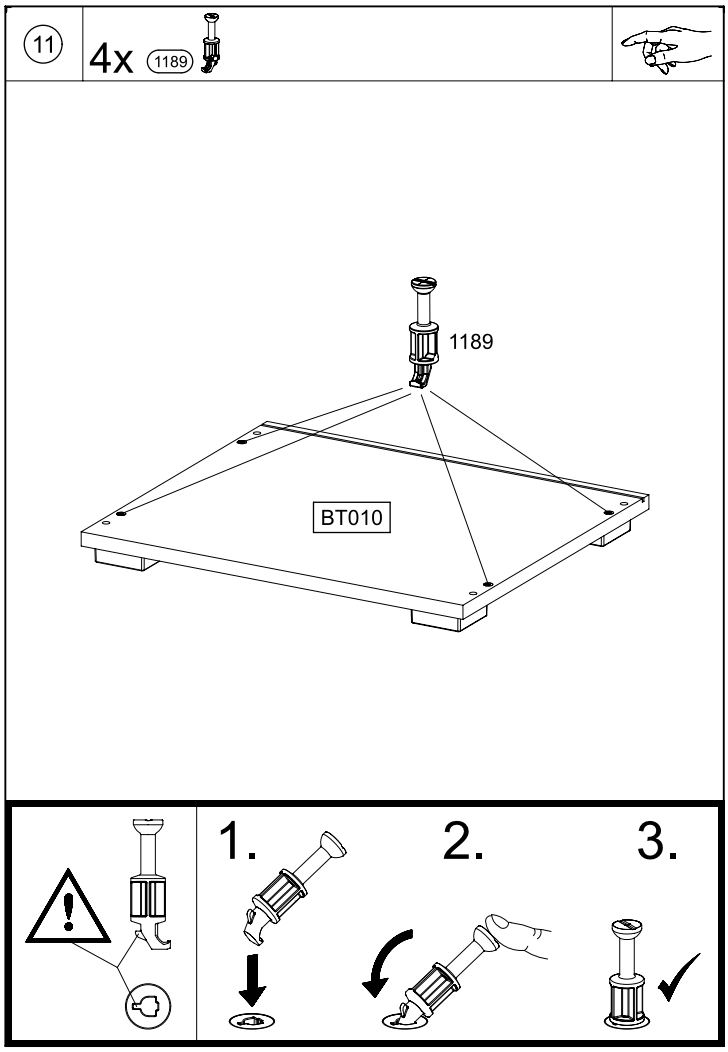
11
4x 1189
1189
BT010
1.
2.
3.

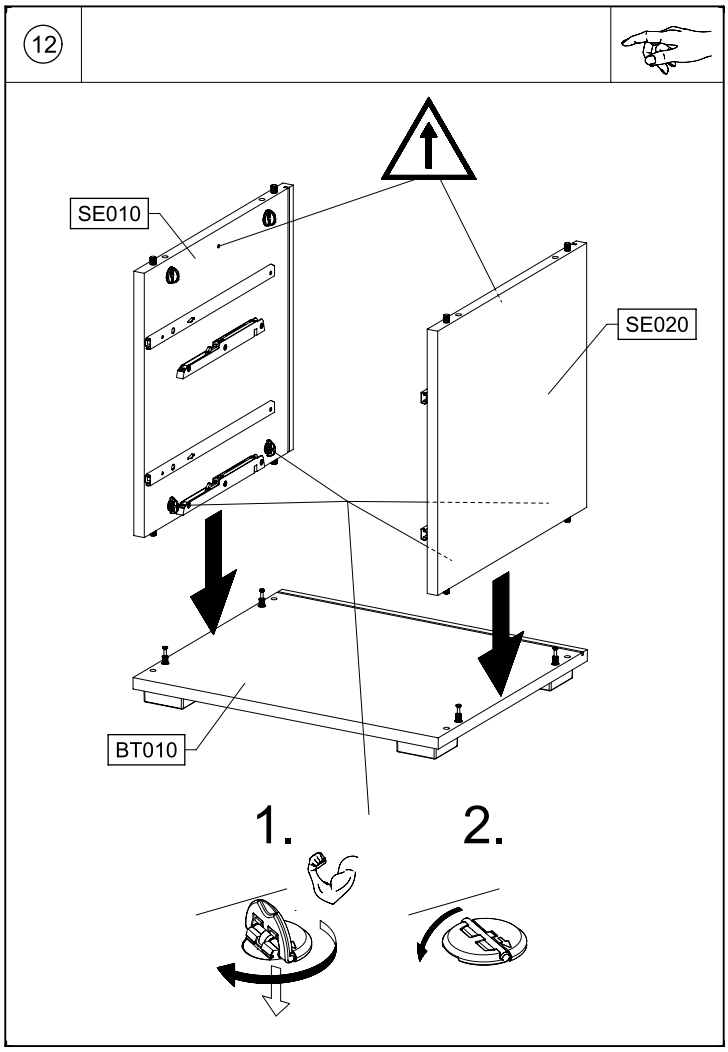
12
SE010
SE020
BT010
1.
2.

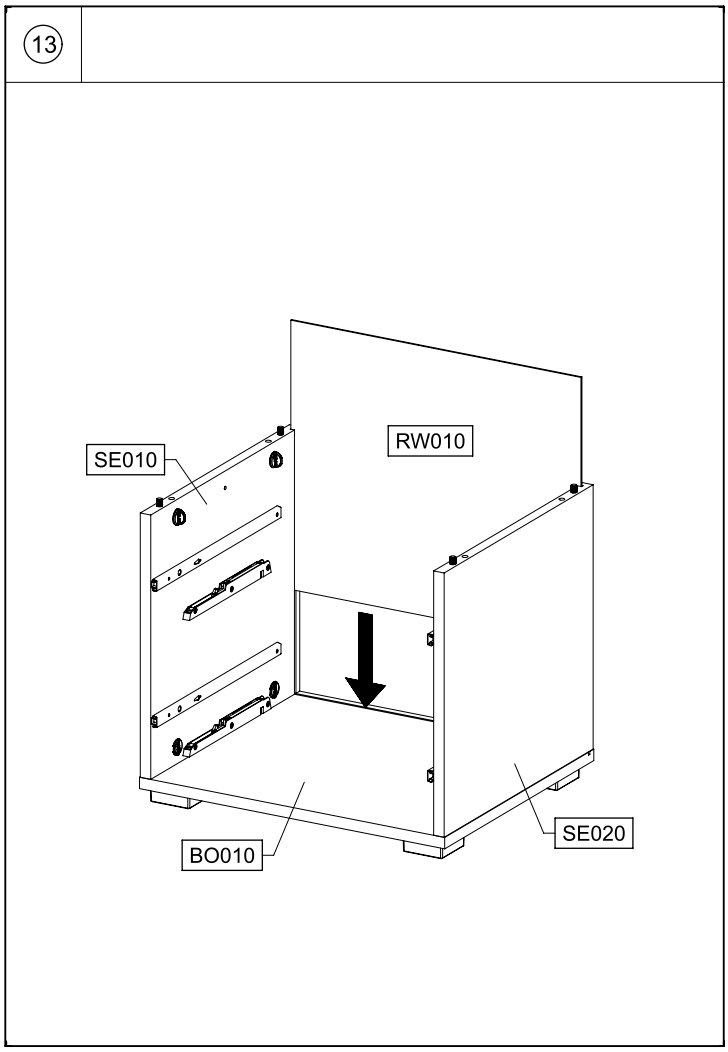
13
SE010
RW010
BO010
SE020

14 4x 1189

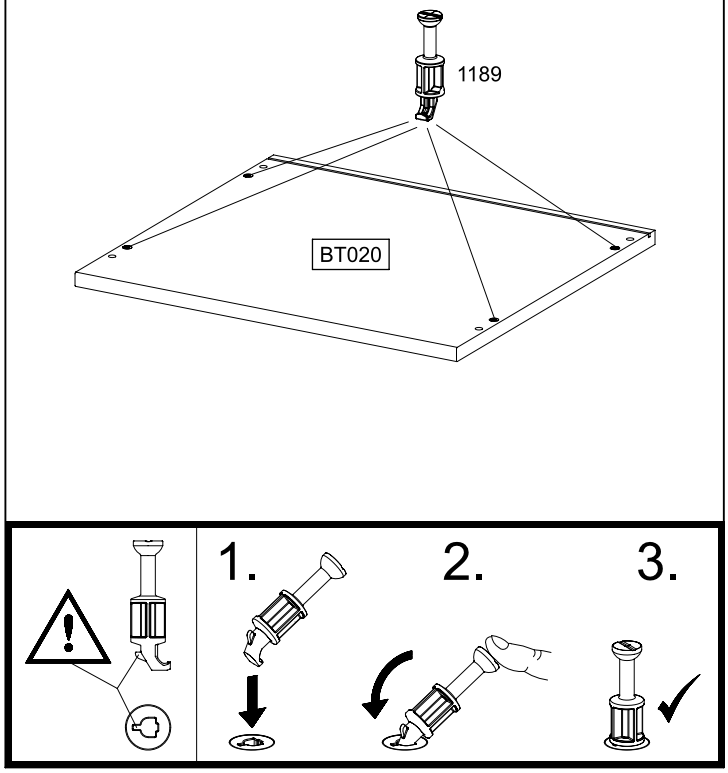

15

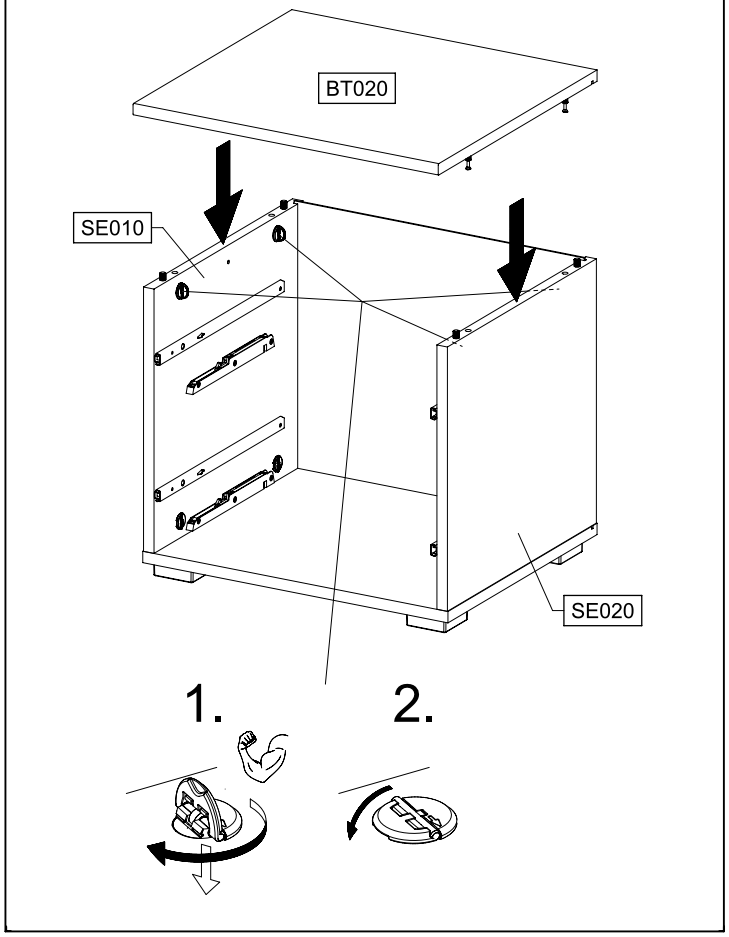

16 2x 45

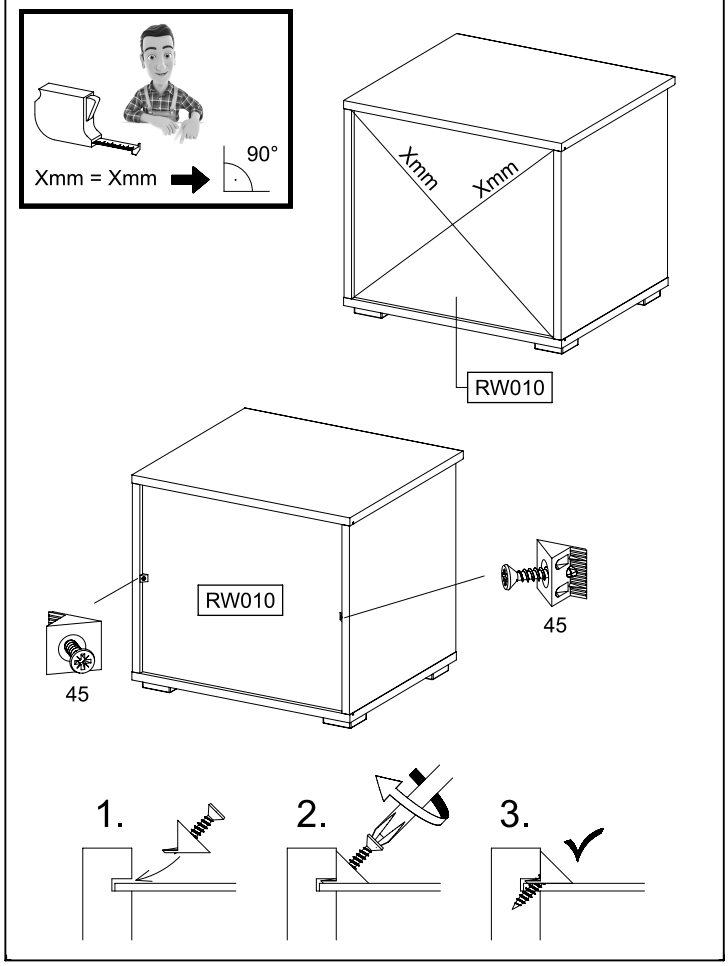

17

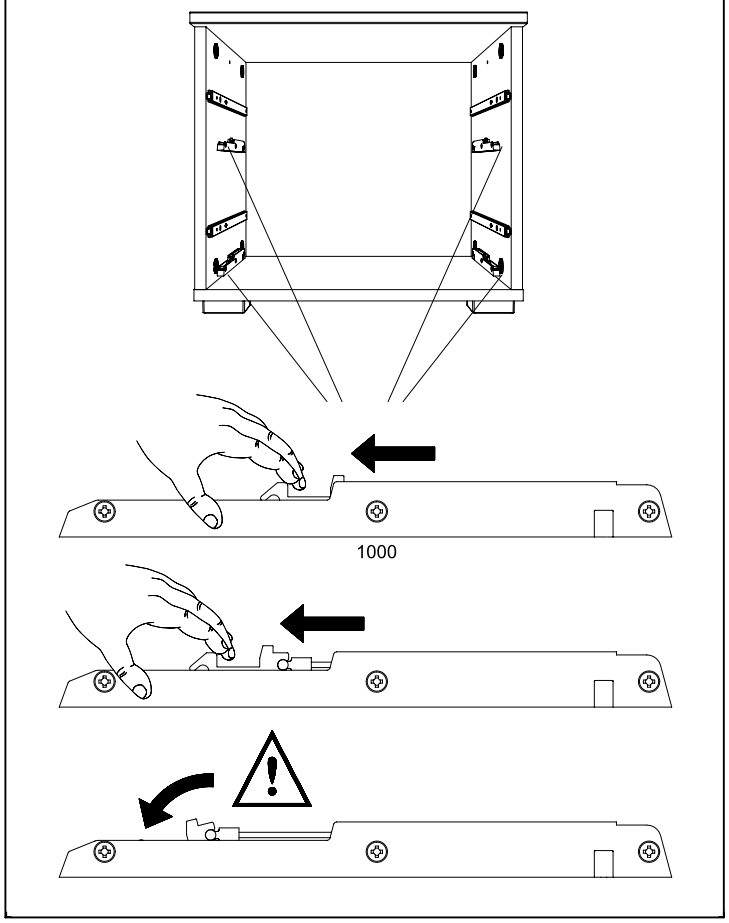

21.

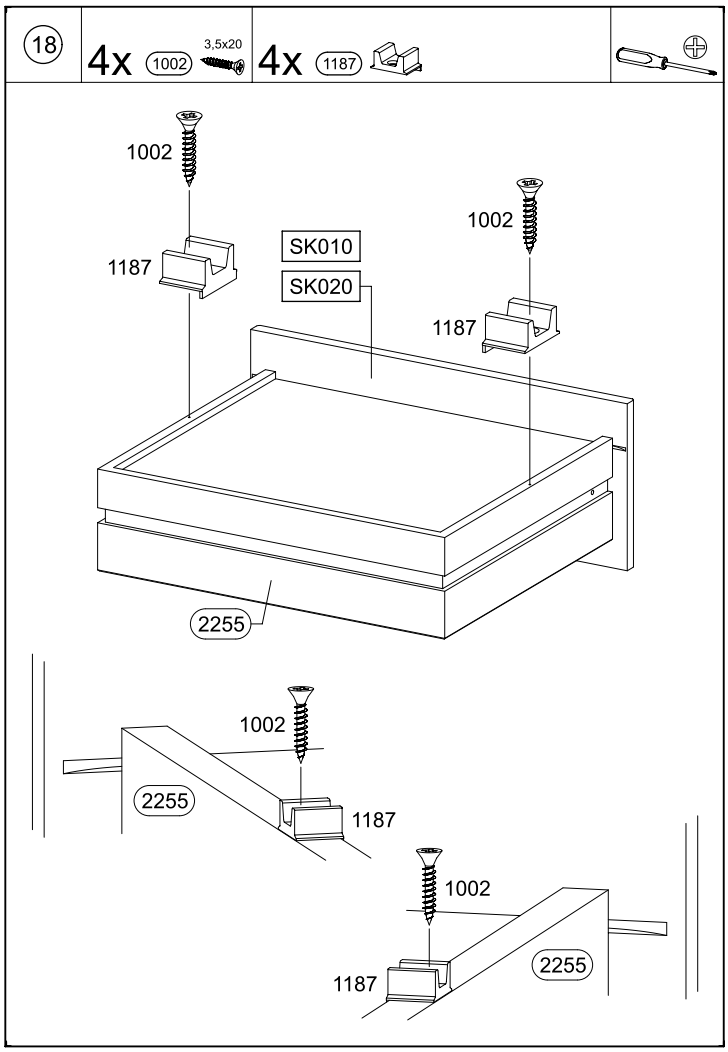

M2603

22.

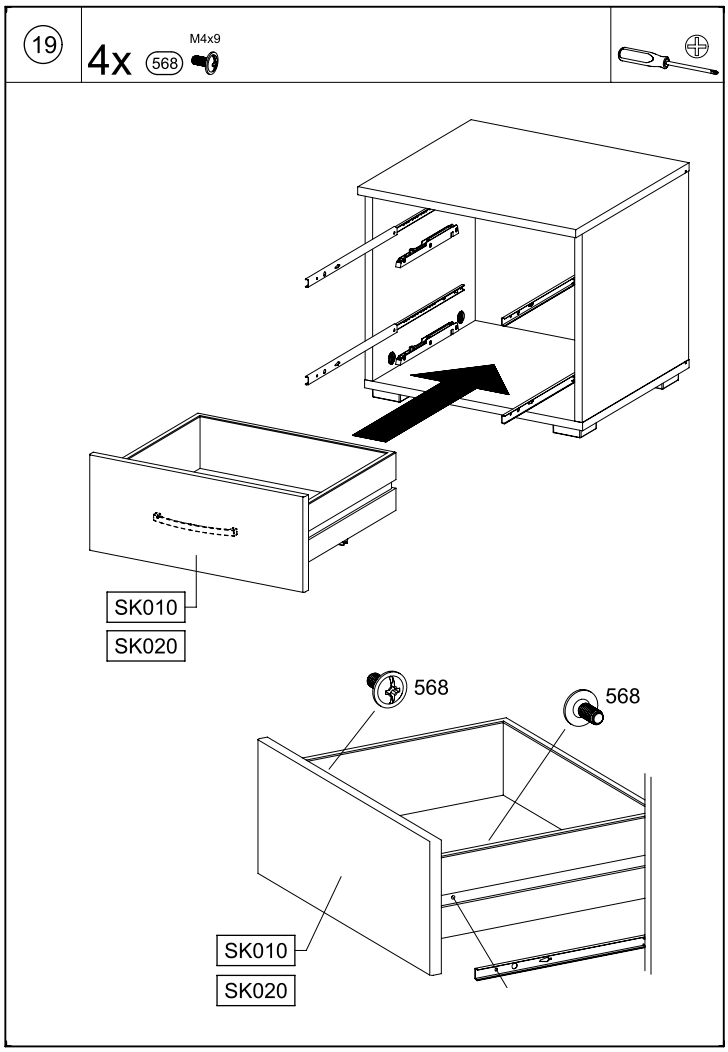

M2603

23.



M2603

24.

M2603

MZ044_02

rauch

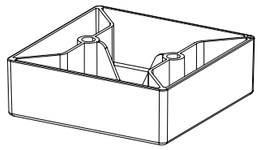

FU010

213

4x30

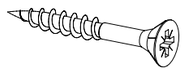

BT010

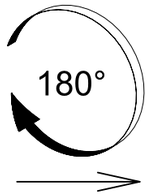

BT010

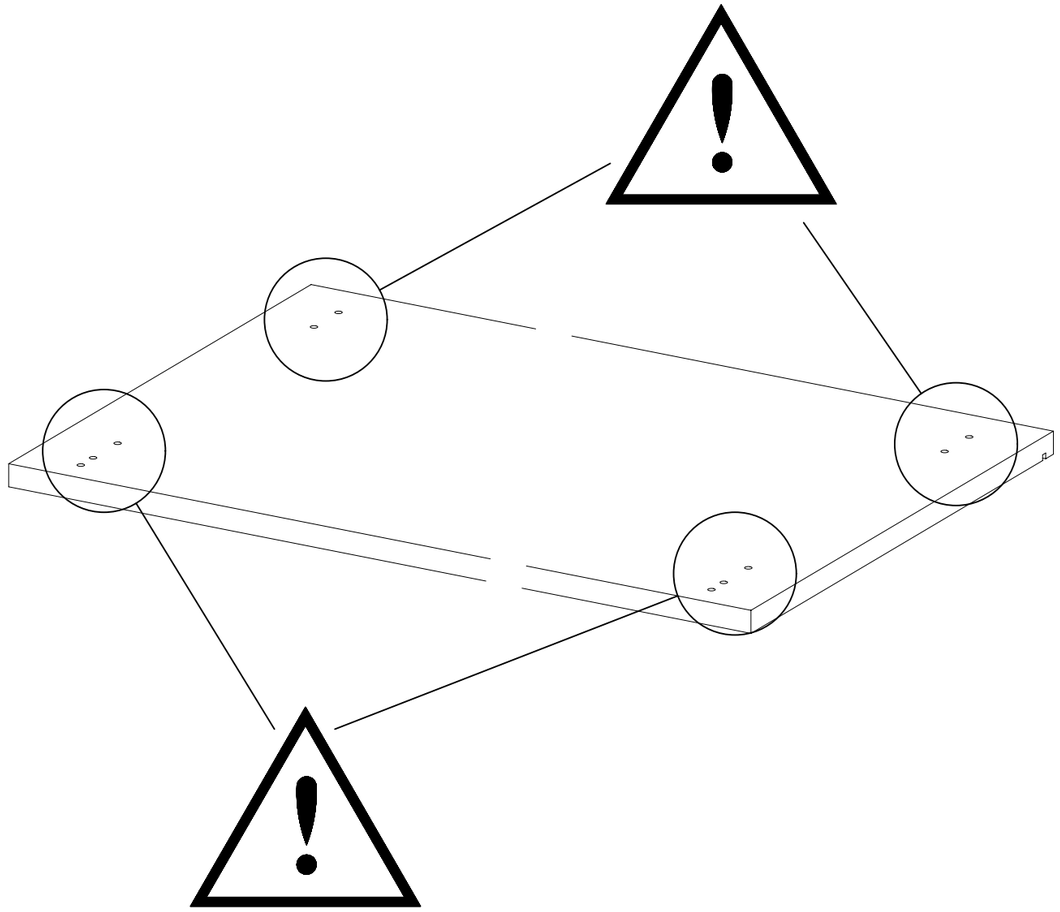

1

8x 213 4x30

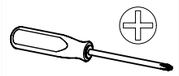

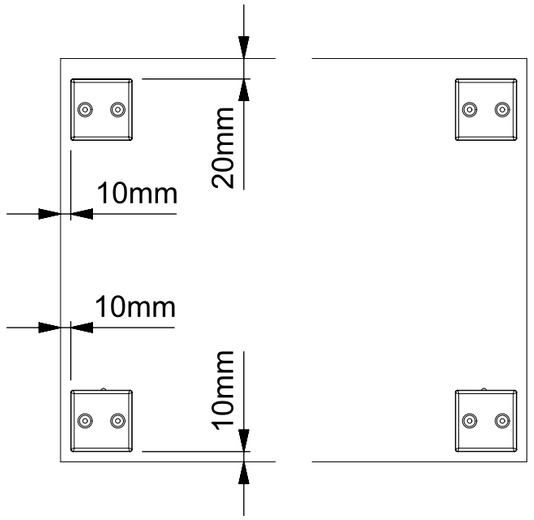

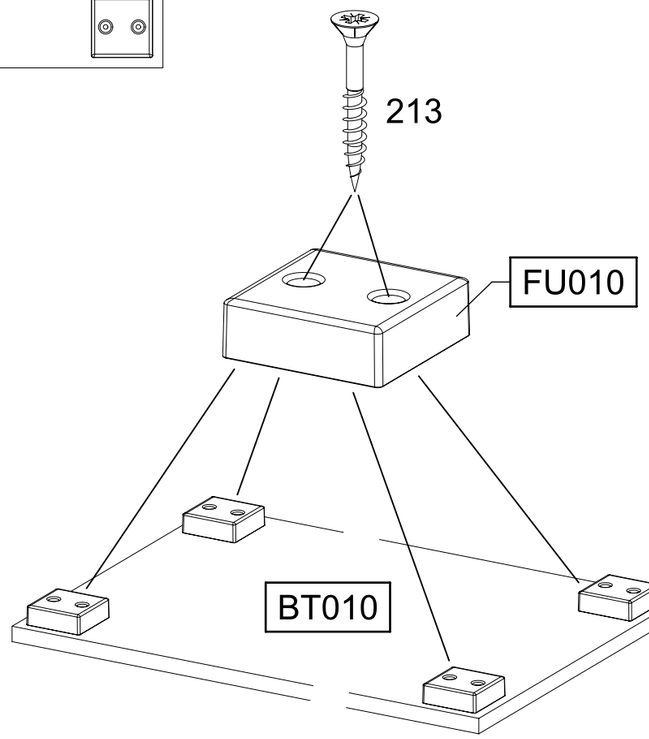

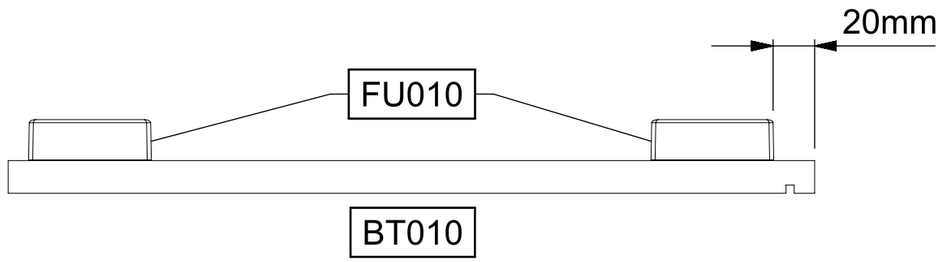

2

2x 213 4x30

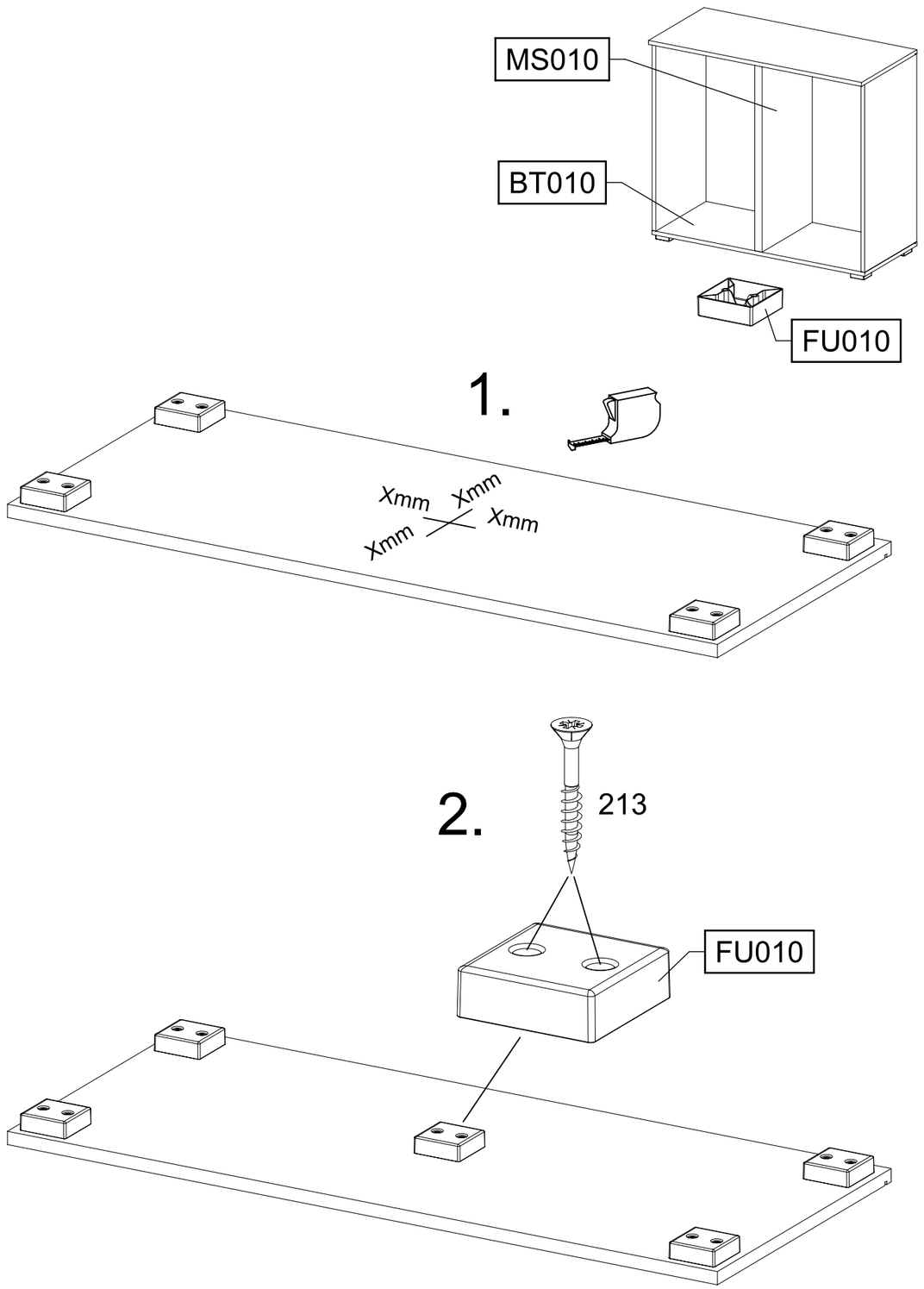

3

2x 213 4x30

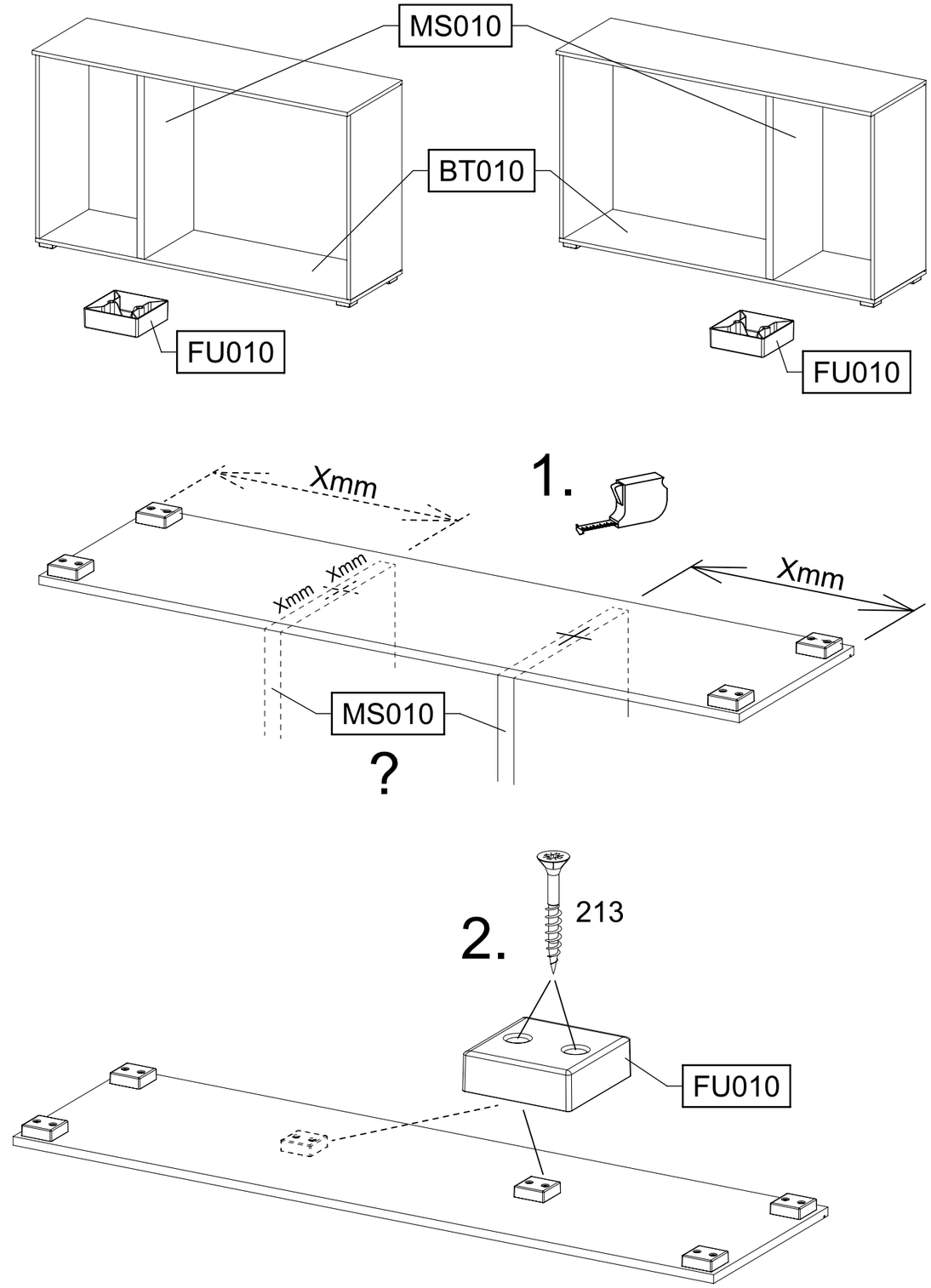

4

4x 213 4x30

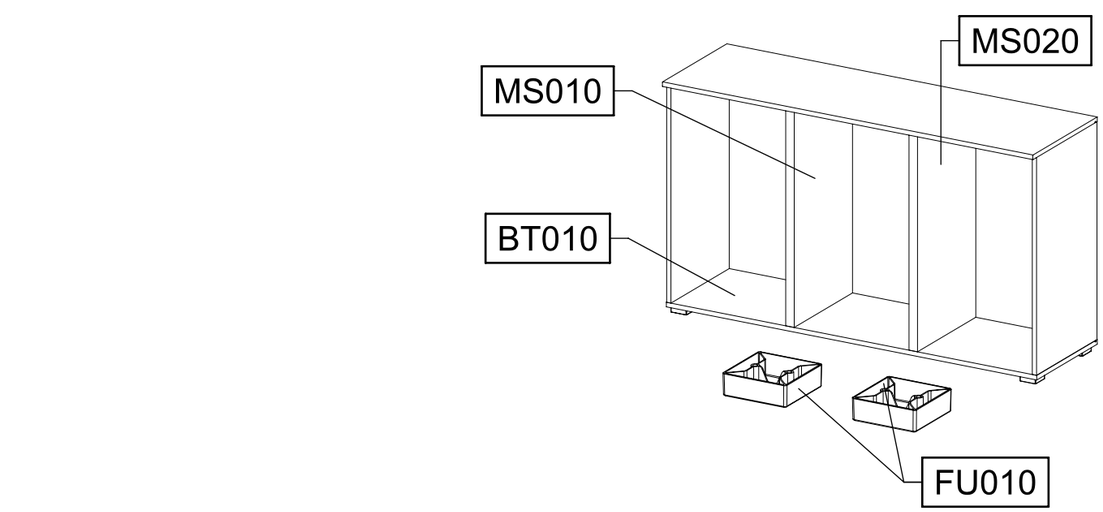

1.

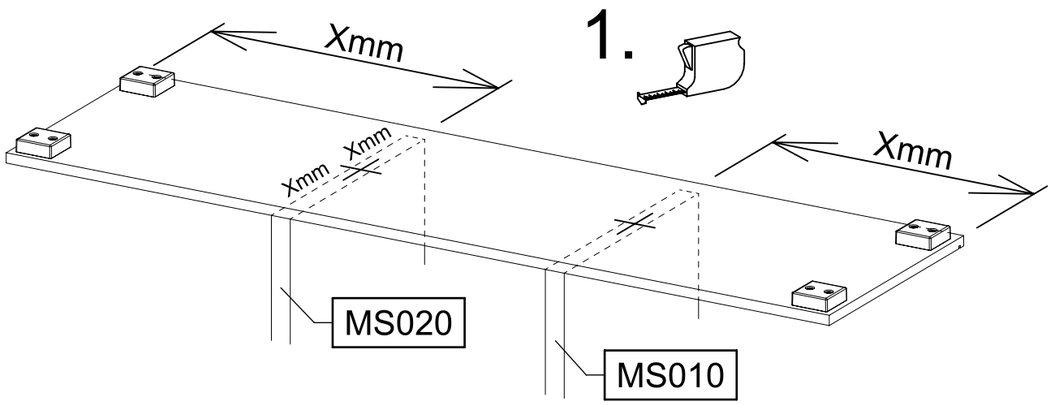

2.

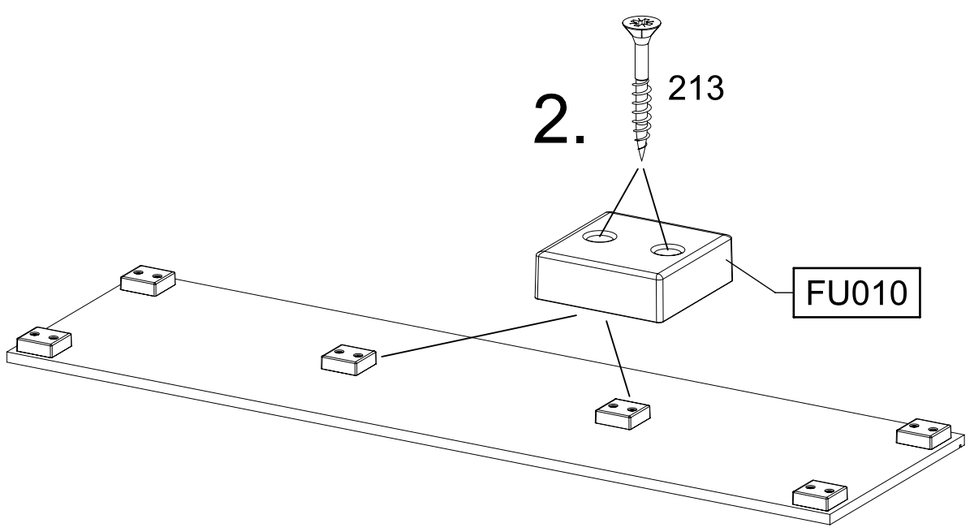


1090
45

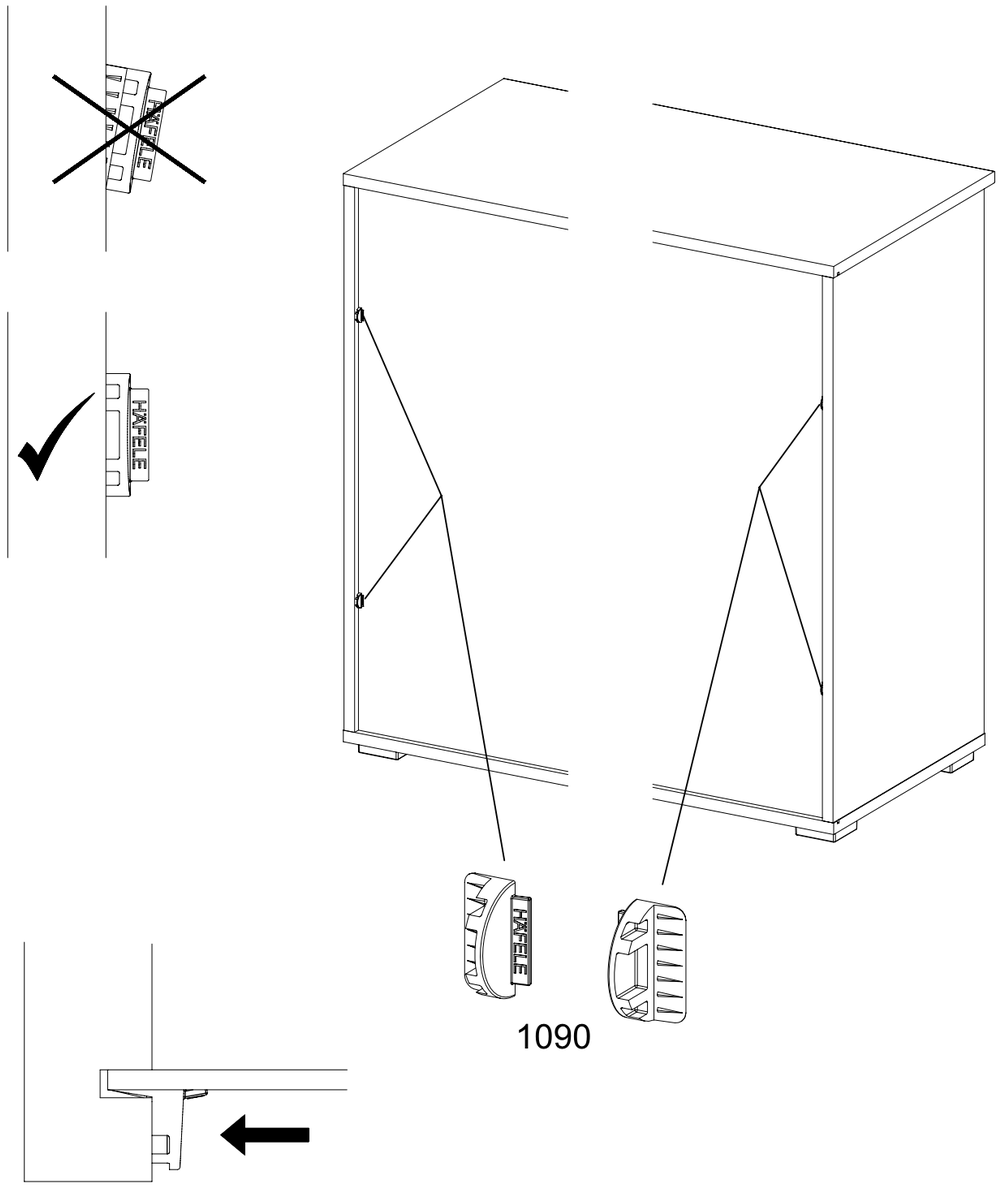
HÄFELE
HÄFELE
HÄFELE
1090

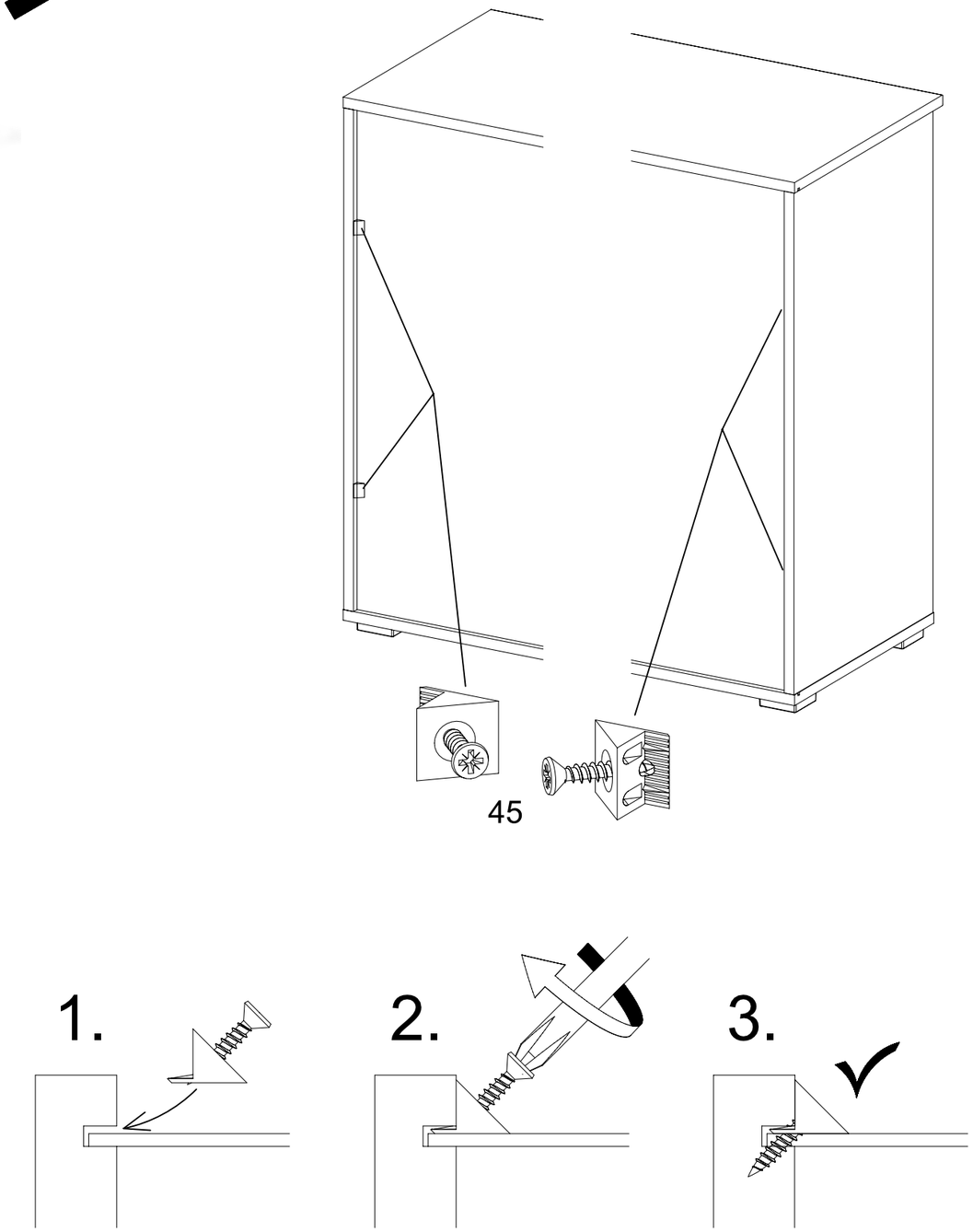
45
1.
2.
3.